

[Click here to Know more](#)



#### FUND FEATURES:

(Data as on 31st January'24)

**Category:** Corporate Bond

**Monthly Avg AUM:** ₹ 14,072.05 Crores

**Inception Date:** 12th January 2016

**Fund Manager^^:** Mr. Gautam Kaul (w.e.f. 1st December 2021) Mr. Suyash Choudhary (w.e.f. 28th July 2021).

**Standard deviation (Annualized):** 0.33%

**Modified duration:** 0.15 years

**Average Maturity:** 0.16 years

**Macaulay Duration:** 0.16 years

**Yield to Maturity:** 7.51%

**Benchmark:** Tier 1: NIFTY Corporate Bond Index B-III (w.e.f. 1st April 2022) Tier 2: NIFTY AAA Short Duration Bond Index

**Minimum Investment Amount:** ₹ 1,000/- and any amount thereafter

**SIP (Minimum Amount):** ₹ 100/-

**SIP Frequency:** Monthly/Quarterly (w.e.f. 09-11-2022)

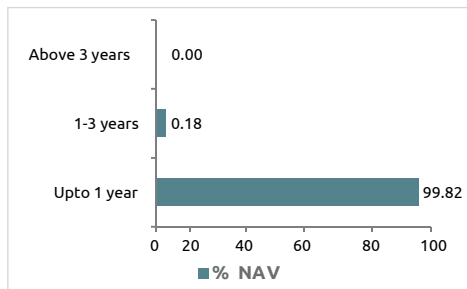
**SIP Dates : (Monthly/Quarterly)** Investor may choose any day of the month except 29th, 30th and 31st as the date of installment.

**Exit Load:** Nil

**Options Available:** Growth & IDCW® Option - Payout, Reinvestment & Sweep and Monthly, Quarterly, Half Yearly, Annual & Periodic.

^^Mr. Sreejith Balasubramanian will be managing overseas investment portion of the scheme.

**Maturity Bucket:**

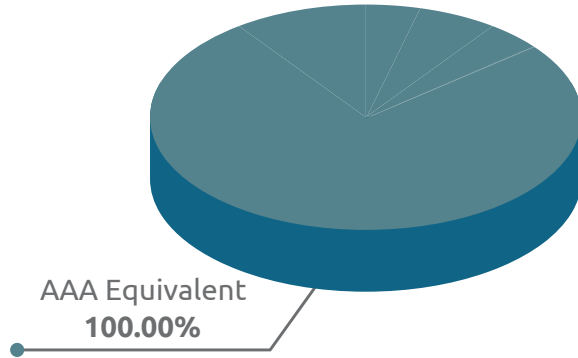


## Bandhan Corporate Bond Fund<sup>\$</sup>

(An open ended debt scheme predominantly investing in AA+ and above rated corporate bonds with Relatively High interest rate risk and Relatively Low Credit Risk.)

- A portfolio that emphasizes on high quality, currently 100% AAA and equivalent instruments.
- By investing in one single fund you get to diversify your allocation across high quality corporate instruments.
- Ideal to form part of 'Core' Bucket – due to its high quality and low to moderate duration profile\*

### ASSET QUALITY



### PORTFOLIO

(31 January 2024)

Name	Rating	Total (%)
<b>Corporate Bond</b>		<b>69.46%</b>
National Housing Bank	AAA	10.31%
REC	AAA	8.20%
HDFC Bank	AAA	7.36%
Bajaj Housing Finance	AAA	6.87%
NABARD	AAA	6.75%
Export Import Bank of India	AAA	6.56%
Indian Railway Finance Corporation	AAA	4.53%
Small Industries Dev Bank of India	AAA	4.33%
Grasim Industries	AAA	3.05%
Larsen & Toubro	AAA	2.15%
NTPC	AAA	2.07%
Hindustan Petroleum Corporation	AAA	1.69%
Tata Capital	AAA	1.22%
UltraTech Cement	AAA	0.90%
Kotak Mahindra Prime	AAA	0.86%
Power Grid Corporation of India	AAA	0.65%

\*The scheme is expected to cease following a 'roll down' investment approach from March 2024. The new proposed approach envisages the average maturity of the scheme's portfolio to ordinarily be in the range of 1 to 4 years approximately.

Standard Deviation calculated on the basis of 1 year history of monthly data

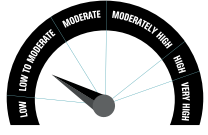
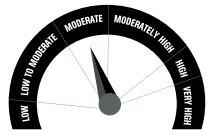
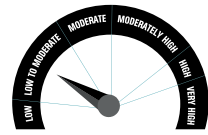
®Income Distribution cum capital withdrawal

## PORTFOLIO (31 January 2024)

Name	Rating	Total (%)
NHPC	AAA	0.53%
Power Finance Corporation	AAA	0.48%
Oil & Natural Gas Corporation	AAA	0.43%
ICICI Bank	AAA	0.36%
Bajaj Finance	AAA	0.18%
<b>Commercial Paper</b>		<b>8.92%</b>
HDFC Bank	A1+	3.38%
Bajaj Finance	A1+	2.14%
Kotak Mahindra Prime	A1+	1.79%
Export Import Bank of India	A1+	0.89%
Small Industries Dev Bank of India	A1+	0.71%
<b>Treasury Bill</b>		<b>7.31%</b>
364 Days Tbill - 2024	SOV	7.31%
<b>Certificate of Deposit</b>		<b>3.91%</b>
State Bank of India	A1+	2.14%
NABARD	A1+	0.71%
Export Import Bank of India	A1+	0.36%
Bank of Baroda	A1+	0.35%
Axis Bank	A1+	0.18%
Kotak Mahindra Bank	A1+	0.18%
<b>State Government Bond</b>		<b>2.45%</b>
9.11% Maharashtra SDL - 2024	SOV	0.43%
8.83% Maharashtra SDL - 2024	SOV	0.36%
5.6% Haryana SDL - 2024	SOV	0.31%
9.47% Haryana SDL - 2024	SOV	0.25%
9.55% Karnataka SDL - 2024	SOV	0.25%
9.63% Andhra Pradesh SDL - 2024	SOV	0.22%
8.83% Tamilnadu SDL - 2024	SOV	0.14%
9.48% Andhra Pradesh SDL - 2024	SOV	0.14%
9.45% Rajasthan SDL - 2024	SOV	0.11%
8.96% Maharashtra SDL - 2024	SOV	0.07%
9.71% Haryana SDL - 2024	SOV	0.07%
9.47% Tamilnadu SDL - 2024	SOV	0.07%
5.75% Tamilnadu SDL - 2025	SOV	0.02%
<b>Corporate Debt Market Development Fund*</b>		<b>0.28%</b>
Corporate Debt Market Development Fund		0.28%
<b>Net Cash and Cash Equivalent</b>		<b>7.66%</b>
<b>Grand Total</b>		<b>100.00%</b>

\*As per the requirement of regulation 43A of SEBI (Mutual Funds) Regulations, 1996, SEBI circular no. SEBI/HO/IMD/PoD2/P/ CIR/2023/128 dated July 27, 2023 on framework for Corporate Debt Market Development Fund and SEBI circular no. SEBI/HO/IMD/ PoD2 /P/CIR/2023/129 dated July 27, 2023 on investment by mutual fund schemes and Asset Management Companies (AMCs) in units of Corporate Debt Market Development Fund ("CDMDF"), specified open ended debt-oriented schemes of Bandhan Mutual Fund and Bandhan AMC Limited ('AMC') shall invest percentage of net assets in the units of the CDMDF.

Potential Risk Class Matrix			
Credit Risk of the scheme →	Relatively Low (Class A)	Moderate (Class B)	Relatively High (Class C)
Interest Rate Risk of the scheme ↓			
Relatively Low (Class I)			
Moderate (Class II)			
Relatively High (Class III)	A-III		
A Scheme with Relatively High Interest Rate Risk and Relatively Low Credit Risk.			

Scheme risk-o-meter	This product is suitable for investors who are seeking*	Benchmark risk-o-meter	Benchmark risk-o-meter
 <p>Investors understand that their principal will be at Low to Moderate risk</p>	<ul style="list-style-type: none"> <li>To generate medium to long term optimal returns.</li> <li>Investments predominantly in high quality corporate bonds.</li> </ul> <p>*Investors should consult their financial advisers if in doubt about whether the product is suitable for them.</p>	 <p>Tier 1: NIFTY Corporate Bond Index B-III</p>	 <p>Tier 2: NIFTY AAA Short Duration Bond Index</p>