

[Click here to Know more](#)



## Bandhan Nifty Smallcap 250 Index Fund

(An open-ended scheme tracking Nifty Smallcap 250 Index)

### ABOUT THE FUND

The fund aims to replicate the Nifty Smallcap 250 Index by investing in the underlying securities in the same proportion, subject to tracking error. Nifty Smallcap 250 represents the balance 250 companies (companies ranked 251-500) from Nifty 500.

### PORTFOLIO

(31 January 2024)

Name of the Instrument	% to NAV
<b>Equity and Equity related Instruments</b>	<b>100.05%</b>
<b>Finance</b>	<b>9.18%</b>
IDFC	1.04%
IIFL Finance	0.76%
Cholamandalam Financial Holdings	0.76%
Manappuram Finance	0.66%
Indiabulls Housing Finance	0.64%
Housing & Urban Development Corporation	0.57%
CreditAccess Grameen	0.55%
PNB Housing Finance	0.52%
Tata Investment Corporation	0.49%
Five Star Business Finance	0.47%
360 One WAM	0.47%
Aptus Value Housing Finance India	0.47%
Aavas Financiers	0.45%
Can Fin Homes	0.43%
Capri Global Capital	0.38%
JM Financial	0.30%
Home First Finance Company India	0.24%
<b>Capital Markets</b>	<b>8.34%</b>
BSE	2.06%
Multi Commodity Exchange of India	1.14%
Angel One	1.10%
Central Depository Services (India)	1.04%
Indian Energy Exchange	0.73%
Computer Age Management Services	0.67%
Nippon Life India Asset Management	0.56%
Motilal Oswal Financial Services	0.42%
KFin Technologies	0.35%
UTI Asset Management Company	0.25%
<b>Industrial Products</b>	<b>6.95%</b>
KEI Industries	1.17%
Elgi Equipments	0.87%
Ratnamani Metals & Tubes	0.59%
Finolex Cables	0.54%
Welspun Corp	0.50%
Finolex Industries	0.42%
Jindal Saw	0.39%
Usha Martin	0.39%
RHI Magnesita India	0.28%
Godawari Power And Ispat	0.26%
KSB	0.25%
Graphite India	0.24%
HEG	0.20%
Prince Pipes And Fittings	0.20%
BOROSIL RENEWABLES	0.19%

#### FUND FEATURES:

(Data as on 31st January'24)

**Category:** Index Fund

**Monthly Avg AUM:** ₹ 22.21 Crores

**Inception Date:** 22 December, 2023

**Fund Manager:** Mr. Nemish Sheth

**Benchmark:** Nifty Smallcap 250 Index TRI

#### Minimum Investment Amount:

₹ 1,000/- and in multiples of Re. 1/- thereafter

**Exit Load:** Nil

**SIP Frequency:** Monthly/Quarterly

**SIP Dates: (Monthly/Quarterly)<sup>@@</sup>:** Investor may choose any day of the month except 29th, 30th and 31st as the date of installment.

**Options Available:** Growth, IDCW<sup>@</sup> - (Payout, Reinvestment and Sweep (from Equity Schemes to Debt Schemes only)).

**SIP (Minimum Amount):** ₹ 100/- and in multiples of Re. 1 thereafter

<sup>@</sup>Income Distribution cum capital withdrawal

Portfolio Beta, Standard Deviation, R Squared, Sharpe Ratio and Tracking Error of the Scheme is not computed owing to the short time frame (<3years) since launch of the Scheme

[Click here to Know more](#)



PORTFOLIO (31 January 2024)	
Name of the Instrument	% to NAV
EPL	0.17%
Ingersoll Rand (India)	0.17%
Polyplex Corporation	0.10%
<b>Pharmaceuticals &amp; Biotechnology</b>	<b>5.99%</b>
Glenmark Pharmaceuticals	0.89%
JB Chemicals & Pharmaceuticals	0.79%
Piramal Pharma	0.58%
Natco Pharma	0.52%
Sanofi India	0.51%
Suven Pharmaceuticals	0.45%
Granules India	0.37%
Alembic Pharmaceuticals	0.35%
Jubilant Pharmova	0.29%
Eris Lifesciences	0.27%
Procter & Gamble Health	0.27%
Sun Pharma Advanced Research Company	0.18%
Concord Biotech	0.17%
FDC	0.13%
Glenmark Life Sciences	0.12%
Aarti Drugs	0.11%
<b>Electrical Equipment</b>	<b>5.02%</b>
Suzlon Energy	3.11%
Apar Industries	0.70%
KEC International	0.52%
Hitachi Energy India	0.41%
Triveni Turbine	0.27%
<b>Banks</b>	<b>4.83%</b>
RBL Bank	1.02%
Karur Vysya Bank	1.01%
Equitas Small Finance Bank	0.76%
City Union Bank	0.68%
IDBI Bank	0.31%
Indian Overseas Bank	0.24%
Central Bank of India	0.23%
CSB Bank	0.20%
Ujjivan Small Finance Bank	0.18%
UCO Bank	0.18%
<b>Construction</b>	<b>4.79%</b>
NCC	0.69%
IRB Infrastructure Developers	0.63%
NBCC (India)	0.58%
IRCON International	0.51%
Kalpataru Projects International	0.50%
Engineers India	0.42%
Sterling And Wilson Renewable Energy	0.38%
PNC Infratech	0.34%
RITES	0.33%
KNR Constructions	0.25%
G R Infraprojects	0.15%
<b>Consumer Durables</b>	<b>4.65%</b>
Blue Star	0.97%
Amber Enterprises India	0.53%
Kalyan Jewellers India	0.52%
V-Guard Industries	0.33%
Cera Sanitaryware	0.32%
Century Plyboards (India)	0.31%
Sheela Foam	0.29%
Safari Industries (India)	0.26%
VIP Industries	0.24%
TTK Prestige	0.21%
Vaibhav Global	0.18%
Orient Electric	0.16%
Campus Activewear	0.14%
Symphony	0.10%

PORTFOLIO (31 January 2024)	
Name of the Instrument	% to NAV
Indigo Paints	0.09%
<b>IT - Software</b>	<b>4.40%</b>
Sonata Software	0.98%
Birlasoft	0.91%
Intellect Design Arena	0.53%
Tanla Platforms	0.48%
Zensar Technologies	0.43%
Happiest Minds Technologies	0.39%
Mastek	0.31%
Latent View Analytics	0.22%
C.E. Info Systems	0.17%
<b>Auto Components</b>	<b>4.04%</b>
Exide Industries	0.99%
Amara Raja Energy & Mobility	0.72%
CIE Automotive India	0.39%
Asahi India Glass	0.38%
CEAT	0.37%
Craftsman Automation	0.27%
JBM Auto	0.22%
Minda Corporation	0.21%
Suprajit Engineering	0.20%
Jamna Auto Industries	0.15%
Varroc Engineering	0.14%
<b>Chemicals &amp; Petrochemicals</b>	<b>3.62%</b>
Gujarat Narmada Valley Fertilizers and Chemicals	0.41%
PCBL	0.36%
Deepak Fertilizers and Petrochemicals Corporation	0.27%
Fine Organic Industries	0.24%
Chemplast Sanmar	0.23%
Rain Industries	0.22%
Clean Science and Technology	0.22%
Alkyl Amines Chemicals	0.22%
Jubilant Ingrevia	0.21%
Archean Chemical Industries	0.21%
Galaxy Surfactants	0.19%
Balaji Amines	0.17%
Anupam Rasayan India	0.14%
Aether Industries	0.14%
Laxmi Organic Industries	0.13%
Rossari Biotech	0.09%
Gujarat Alkalies and Chemicals	0.09%
Epigral	0.08%
<b>Healthcare Services</b>	<b>3.14%</b>
Krishna Institute of Medical Sciences	0.68%
Global Health	0.67%
Narayana Hrudayalaya	0.58%
Rainbow Childrens Medicare	0.40%
Aster DM Healthcare	0.33%
Metropolis Healthcare	0.27%
Vijaya Diagnostic Centre	0.20%
<b>Leisure Services</b>	<b>3.03%</b>
EIH	0.46%
Lemon Tree Hotels	0.44%
Westlife Foodworld	0.37%
Sapphire Foods India	0.35%
BLS International Services	0.32%
Chalet Hotels	0.29%
Restaurant Brands Asia	0.27%
Easy Trip Planners	0.19%
Mahindra Holidays & Resorts India	0.18%
Delta Corp	0.16%
<b>Industrial Manufacturing</b>	<b>2.52%</b>
Lakshmi Machine Works	0.56%
Kaynes Technology India	0.50%

[Click here to Know more](#)

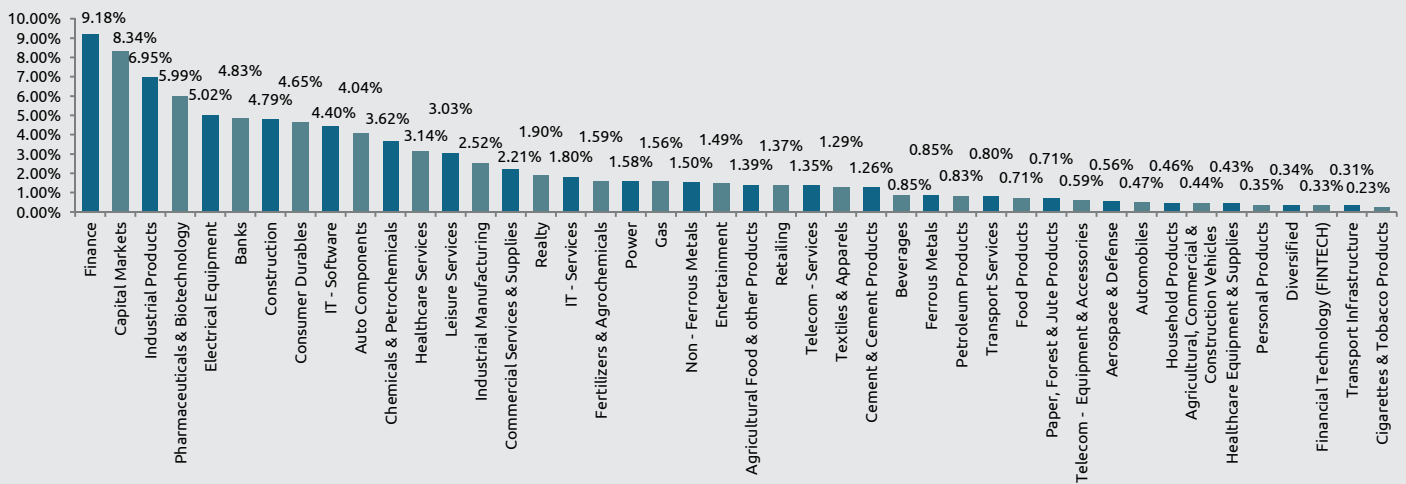




PORTFOLIO (31 January 2024)		PORTFOLIO (31 January 2024)	
Name of the Instrument	% to NAV	Name of the Instrument	% to NAV
Cochin Shipyard	0.43%	Tata Teleservices (Maharashtra)	0.31%
Praj Industries	0.40%	Route Mobile	0.28%
GMM PFaudler	0.34%	Sterlite Technologies	0.17%
Syrma SGS Technology	0.22%	Textiles & Apparels	1.29%
HLE Glascoat	0.08%	Raymond	0.39%
<b>Commercial Services &amp; Supplies</b>	<b>2.21%</b>	Welspun Living	0.29%
Redington	0.70%	Vardhman Textiles	0.28%
Firstsource Solutions	0.41%	Alok Industries	0.26%
eClerx Services	0.40%	Lux Industries	0.06%
TeamLease Services	0.21%	<b>Cement &amp; Cement Products</b>	<b>1.26%</b>
Quess Corp	0.21%	JK Lakshmi Cement	0.38%
RattanIndia Enterprises	0.20%	Birla Corporation	0.29%
MMTC	0.08%	Nuvoco Vistas Corporation	0.24%
Realty	1.90%	The India Cements	0.21%
Brigade Enterprises	0.84%	Prism Johnson	0.14%
Sobha	0.34%	<b>Beverages</b>	<b>0.85%</b>
Swan Energy	0.30%	Radico Khaitan	0.85%
Mahindra Lifespace Developers	0.27%	<b>Ferrous Metals</b>	<b>0.85%</b>
Sunteck Realty	0.15%	NMDC Steel	0.52%
<b>IT - Services</b>	<b>1.80%</b>	Shyam Metalics and Energy	0.32%
Cyient	1.09%	<b>Petroleum Products</b>	<b>0.83%</b>
Affle (India)	0.49%	Castrol India	0.63%
Brightcom Group	0.22%	Mangalore Refinery and Petrochemicals	0.20%
<b>Fertilizers &amp; Agrochemicals</b>	<b>1.59%</b>	<b>Transport Services</b>	<b>0.80%</b>
Gujarat State Fertilizers & Chemicals	0.44%	The Great Eastern Shipping Company	0.64%
EID Parry India	0.40%	Allcargo Logistics	0.16%
Chambal Fertilizers & Chemicals	0.38%	<b>Food Products</b>	<b>0.71%</b>
Rashtriya Chemicals and Fertilizers	0.17%	BIKAJI FOODS INTERNATIONAL	0.24%
Rallis India	0.15%	Bombay Burmah Trading Corporation	0.20%
Sharda Cropchem	0.06%	Zydus Wellness	0.14%
<b>Power</b>	<b>1.58%</b>	Avanti Feeds	0.14%
SJVN	0.61%	<b>Paper, Forest &amp; Jute Products</b>	<b>0.71%</b>
CESC	0.59%	Century Textiles & Industries	0.49%
NLC India	0.38%	JK Paper	0.22%
<b>Gas</b>	<b>1.56%</b>	<b>Telecom - Equipment &amp; Accessories</b>	<b>0.59%</b>
Gujarat State Petronet	0.70%	Tejas Networks	0.38%
Mahanagar Gas	0.55%	<b>ITI</b>	<b>0.22%</b>
Aegis Logistics	0.31%	Aerospace & Defense	0.56%
<b>Non - Ferrous Metals</b>	<b>1.50%</b>	Data Patterns (India)	0.30%
National Aluminium Company	0.88%	MTAR Technologies	0.26%
Hindustan Copper	0.62%	<b>Automobiles</b>	<b>0.47%</b>
<b>Entertainment</b>	<b>1.49%</b>	Olectra Greentech	0.47%
PVR INOX	0.67%	Household Products	0.46%
TV18 Broadcast	0.28%	Jyothy Labs	0.46%
Network18 Media & Investments	0.19%	<b>Agricultural, Commercial &amp; Construction Vehicles</b>	<b>0.44%</b>
Nazara Technologies	0.18%	BEML	0.44%
Saregama India	0.17%	<b>Healthcare Equipment &amp; Supplies</b>	<b>0.43%</b>
<b>Agricultural Food &amp; other Products</b>	<b>1.39%</b>	Poly Medicure	0.43%
CCL Products (India)	0.31%	<b>Personal Products</b>	<b>0.35%</b>
Balrampur Chini Mills	0.30%	Gillette India	0.35%
Shree Renuka Sugars	0.25%	<b>Diversified</b>	<b>0.34%</b>
Triveni Engineering & Industries	0.19%	DCM Shriram	0.34%
Gujarat Ambuja Exports	0.18%	<b>Financial Technology (FINTECH)</b>	<b>0.33%</b>
KRBL	0.16%	Infibeam Avenues	0.33%
<b>Retailing</b>	<b>1.37%</b>	<b>Transport Infrastructure</b>	<b>0.31%</b>
Indiamart InterMesh	0.50%	Gujarat Pipavav Port	0.31%
MedPlus Health Services	0.22%	<b>Cigarettes &amp; Tobacco Products</b>	<b>0.23%</b>
Shoppers Stop	0.18%	Godfrey Phillips India	0.23%
Go Fashion (India)	0.18%	<b>Net Cash and Cash Equivalent</b>	<b>-0.05%</b>
V-Mart Retail	0.16%	<b>Grand Total</b>	<b>100.00%</b>
Just Dial	0.12%		
<b>Telecom - Services</b>	<b>1.35%</b>		
HFCL	0.60%		

[Click here to Know more](#)



## INDUSTRY ALLOCATION



Scheme risk-o-meter	This product is suitable for investors who are seeking*	Benchmark risk-o-meter
 <p>Investors understand that their principal will be at Very High risk</p>	<ul style="list-style-type: none"> <li>To create wealth over long term.</li> <li>Investment in equity and equity related instruments belonging to Nifty Smallcap 250 Index.</li> </ul> <p>*Investors should consult their financial advisers if in doubt about whether the product is suitable for them.</p>	 <p>Nifty Smallcap 250 Index TRI</p>