

[Click here to Know more](#)

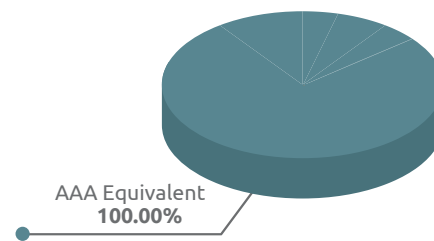


Bandhan Banking & PSU Debt Fund**\$

(An open ended debt scheme predominantly investing in debt instruments of banks, Public Sector Undertakings, Public Financial Institutions and Municipal Bonds with Relatively High interest rate risk and Relatively Low Credit Risk.)

- A portfolio that emphasizes on high quality instruments, currently 100% AAA and equivalent instruments.
- By investing in one single fund you get to diversify your allocation into multiple high quality instruments issued by banks, PSUs (Public Sector Undertakings), PFIs (Public Financial Institutions) and Municipal Bonds.
- Ideal to form part of 'Core' Bucket – due to its high quality and low to moderate duration profile*

ASSET QUALITY



Fund Features:

(Data as on 29th February'24)

Category: Banking and PSU

Monthly Avg AUM: ₹ 14,430.44 Crores

Inception Date: 7th March 2013

Fund Manager^^: Mr. Gautam Kaul (w.e.f. 1st December 2021) Mr. Suyash Choudhary (w.e.f. 28th July 2021)

Standard Deviation (Annualized): 0.81%

Modified duration: 1.91 Years

Average Maturity: 2.24 Years

Macaulay Duration: 2.04 Years

Yield to Maturity: 7.61%

Benchmark: NIFTY Banking & PSU Debt Index (w.e.f. 11/11/2019)

Minimum Investment Amount: ₹ 1,000/- and any amount thereafter

SIP (Minimum Amount): ₹ 100/-

SIP Frequency: Monthly/Quarterly (w.e.f. 09-11-2022)

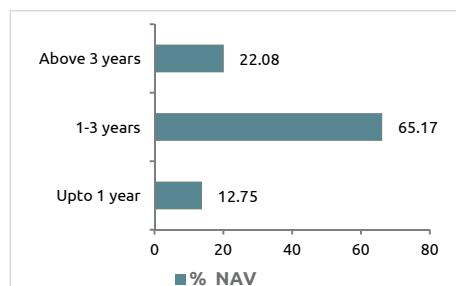
SIP Dates : (Monthly/Quarterly) Investor may choose any day of the month except 29th, 30th and 31st as the date of installment.

Exit Load: Nil (w.e.f. 12th June 2017)

Options Available: Growth, IDCW®

- Daily, Fortnightly, Monthly (Reinvestment), Quarterly (Payout), Annual (Payout) & Periodic (Payout & Reinvestment)

Maturity Bucket:



PORTFOLIO

(29 February 2024)

Name	Rating	Total (%)
Corporate Bond		71.30%
HDFC Bank	AAA	11.74%
Indian Railway Finance Corporation	AAA	10.50%
NABARD	AAA	9.49%
Power Finance Corporation	AAA	8.73%
Bajaj Housing Finance	AAA	6.96%
Small Industries Dev Bank of India	AAA	5.93%
REC	AAA	5.21%
Hindustan Petroleum Corporation	AAA	3.79%
NTPC	AAA	3.44%
Indian Oil Corporation	AAA	2.14%
Nuclear Power Corporation of India	AAA	1.83%
National Housing Bank	AAA	0.62%
ICICI Bank	AAA	0.32%
Export Import Bank of India	AAA	0.17%
NHPC	AAA	0.17%
Power Grid Corporation of India	AAA	0.14%
Reliance Jio Infocomm	AAA	0.10%

**The scheme has ceased following a 'roll down' investment approach from March 2024. The average maturity of the scheme's portfolio is expected to ordinarily be in the range of 1 to 3 years approximately.

§With effect from 13th March 2023, the name of "IDFC Banking & PSU Debt Fund" has changed to "Bandhan Banking & PSU Debt Fund"

Standard Deviation calculated on the basis of 1 year history of monthly data

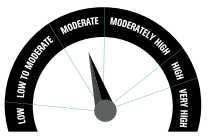

®Income Distribution cum capital withdrawal

PORTFOLIO (29 February 2024)

Name	Rating	Total (%)
Axis Bank	AAA	0.01%
Government Bond		12.49%
7.38% - 2027 G-Sec	SOV	12.49%
Certificate of Deposit		9.68%
State Bank of India	A1+	2.95%
Kotak Mahindra Bank	A1+	2.11%
ICICI Bank	A1+	1.94%
Export Import Bank of India	A1+	1.39%
Axis Bank	A1+	1.30%
State Government Bond		2.75%
6.18% Gujarat SDL - 2026	SOV	1.33%
8.36% Maharashtra SDL - 2026	SOV	0.21%
7.96% Gujarat SDL - 2025	SOV	0.21%
8.53% Tamil Nadu SDL - 2026	SOV	0.18%
8.3% Madhya Pradesh SDL - 2026	SOV	0.18%
8.26% Maharashtra SDL - 2025	SOV	0.18%
8.27% Tamilnadu SDL - 2026	SOV	0.14%
8.27% Haryana SDL - 2025	SOV	0.14%
8.27% Gujarat SDL - 2026	SOV	0.11%
7.99% Karnatak SDL - 2025	SOV	0.04%
8.03% Gujarat SDL - 2025	SOV	0.04%
7.18% Tamilnadu SDL - 2027	SOV	0.01%
Commercial Paper		0.62%
Export Import Bank of India	A1+	0.62%
Corporate Debt Market Development Fund*		0.26%
Corporate Debt Market Development Fund		0.26%
Net Cash and Cash Equivalent		2.89%
Grand Total		100.00%

*As per the requirement of regulation 43A of SEBI (Mutual Funds) Regulations, 1996, SEBI circular no. SEBI/HO/IMD/PoD2/P/ CIR/2023/128 dated July 27, 2023 on framework for Corporate Debt Market Development Fund and SEBI circular no. SEBI/HO/IMD/ PoD2 /P/CIR/2023/129 dated July 27, 2023 on investment by mutual fund schemes and Asset Management Companies (AMCs) in units of Corporate Debt Market Development Fund ("CDMDF"), specified open ended debt-oriented schemes of Bandhan Mutual Fund and Bandhan AMC Limited ("AMC") shall invest percentage of net assets in the units of the CDMDF.

Potential Risk Class Matrix			
Credit Risk of the scheme →	Relatively Low (Class A)	Moderate (Class B)	Relatively High (Class C)
Interest Rate Risk of the scheme ↓			
Relatively Low (Class I)			
Moderate (Class II)			
Relatively High (Class III)	A-III		
A Scheme with Relatively High Interest Rate Risk and Relatively Low Credit Risk.			

Scheme risk-o-meter	This product is suitable for investors who are seeking*	Benchmark risk-o-meter
 <p>Investors understand that their principal will be at Moderate risk</p>	<ul style="list-style-type: none"> To generate optimal returns over short to medium term. Investments predominantly in debt & money market instruments issued by PSU, Banks & PFI. <p>*Investors should consult their financial advisers if in doubt about whether the product is suitable for them.</p>	 <p>NIFTY Banking & PSU Debt Index</p>