

[Click here to Know more](#)



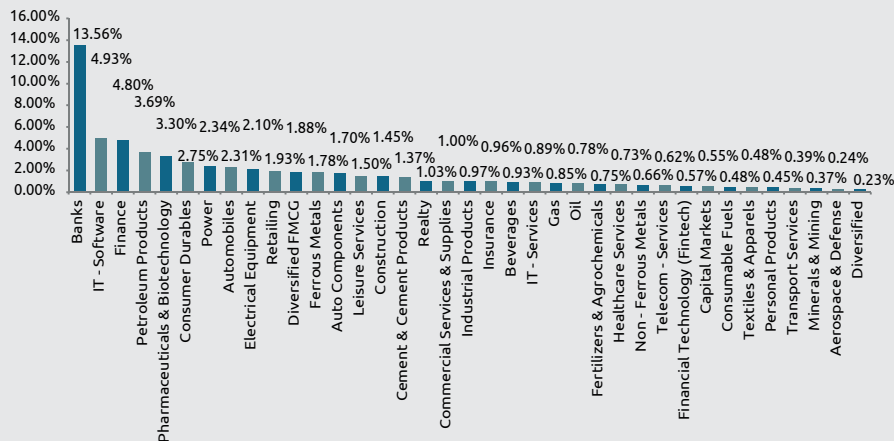
Bandhan Multi Asset Allocation Fund

(An open-ended scheme investing in Equity & Equity Related Instruments, Debt & Money Market Securities and Gold/Silver related instruments)

ABOUT THE FUND

The Bandhan Multi Asset Allocation Fund employs strategic asset allocation, transparently outlining how investments are allocated across broad asset classes. The fund will be actively managed and aims to invest in domestic equities, international equities, debt, gold, silver and arbitrage.

INDUSTRY ALLOCATION



FUND FEATURES:

(Data as on 29th February'24)

Category: Hybrid Funds

Monthly Avg AUM: ₹ 1,227.82 Crores

Month end AUM: ₹ 1,261.04 Crores

Inception Date: 31 January 2024

Fund Manager^^: Equity Portion: Mr. Viraj Kulkarni, Mr. Daylynn Pinto & Mr. Nemish Sheth. **Debt Portion:** Mr. Gautam Kaul.

Benchmark: 65% Nifty 500 TRI + 25% NIFTY Short Duration Debt Index + 5% Domestic prices of gold + 5% Domestic prices of silver

Minimum Investment Amount: ₹ 1,000/- and in multiples of Re. 1/- thereafter

Exit Load: For 10% of investment: Nil - For remaining investment: 0.5 % if redeemed/switched out within 30 days from the date of allotment.

SIP Dates : (Monthly/Quarterly@)

Investor may choose any day of the month except 29th, 30th and 31st as the date of installment.

Options Available: Growth, IDCW® (Payout, Reinvestment and Sweep (from Equity Schemes to Debt Schemes only))

SIP Frequency: Monthly/Quarterly (w.e.f. 09-11-2022)

SIP (Minimum Amount): ₹ 100/- (Minimum 6 instalments)

Other Parameters*

Modified Duration: 7.38 years

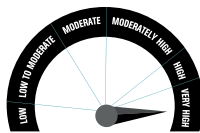
Average Maturity: 14.65 years

Macaulay Duration: 7.65 years

Yield to Maturity: 7.12%

*For debt allocation only

Scheme risk-o-meter



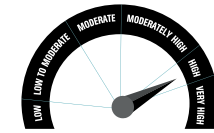
Investors understand that their principal will be at Very High risk

This product is suitable for investors who are seeking*

- To generate long term capital growth and income.
- Investment across Equity & Equity Related Instruments, Debt & Money Market Securities and Gold/Silver related instruments.

*Investors should consult their financial advisers if in doubt about whether the product is suitable for them.

Benchmark risk-o-meter



65% Nifty 500 TRI + 25% NIFTY Short Duration Debt Index + 5% Domestic prices of gold + 5% Domestic prices of silver

^^Ms. Ritika Behera will be managing for Equity overseas investment portion of the scheme w.e.f. October 07, 2023 & Mr. Sreejith Balasubramanian will be managing overseas for Debt investment portion of the scheme.

Face Value per Unit (in ₹) is 10

®Income Distribution cum capital withdrawal

®If SIP day falls on a non-business day, the SIP transaction shall be processed on the next business day.

Portfolio Beta, Standard Deviation, R Squared, Sharpe Ratio and Tracking Error of the Scheme is not computed owing to the short time frame (<3years) since launch of the Scheme.

PORTFOLIO (29 February 2024)

Name of the Instrument	% to NAV	Name of the Instrument	% to NAV	Name of the Instrument	% to NAV
Equity and Equity related Instruments	65.34%	Tata Motors	0.70%	Insurance	0.96%
Net Equity Exposure	49.55%	Hero MotoCorp	0.47%	ICICI Lombard General Insurance Company	0.51%
Banks	6.88%	Eicher Motors	0.23%	HDFC Life Insurance Company	0.45%
HDFC Bank	3.96%	Electrical Equipment	2.10%	Beverages	0.93%
HDFC Bank - Equity Futures	-2.53%	Siemens	0.50%	United Spirits	0.48%
State Bank of India	2.44%	Suzlon Energy	0.50%	United Breweries	0.46%
State Bank of India - Equity Futures	-1.93%	CG Power and Industrial Solutions	0.46%	IT - Services	0.89%
ICICI Bank	2.10%	Bharat Heavy Electricals	0.38%	L&T Technology Services	0.47%
ICICI Bank - Equity Futures	-0.35%	Thermax	0.27%	Cyient	0.25%
IndusInd Bank	1.05%	Retailing	1.93%	Affle (India)	0.18%
IndusInd Bank - Equity Futures	-0.45%	Avenue Supermarts	0.45%	Gas	0.85%
Bank of Baroda	1.03%	V-Mart Retail	0.44%	GAIL (India)	0.36%
Bank of Baroda - Equity Futures	-1.04%	Trent	0.28%	Mahanagar Gas	0.25%
Kotak Mahindra Bank	0.67%	Zomato	0.27%	Indraprastha Gas	0.24%
Indian Bank	0.51%	Info Edge (India)	0.26%	Oil	0.78%
Canara Bank	0.49%	Indiamart Intermesh	0.24%	Oil & Natural Gas Corporation	0.47%
The Federal Bank	0.48%	Petroleum Products	1.71%	Oil India	0.31%
Axis Bank	0.38%	Reliance Industries	3.43%	Fertilizers & Agrochemicals	0.75%
Axis Bank - Equity Futures	-0.39%	Reliance Industries - Equity Futures	-1.98%	Rallis India	0.50%
Karur Vysya Bank	0.35%	Indian Oil Corporation	0.26%	Sumitomo Chemical India	0.25%
Equitas Small Finance Bank	0.09%	Auto Components	1.70%	Healthcare Services	0.73%
Finance	3.23%	Samvardhana Motherson International	0.50%	Apollo Hospitals Enterprise	0.46%
Bajaj Finance	2.53%	UNO Minda	0.47%	Krishna Institute of Medical Sciences	0.27%
Bajaj Finance - Equity Futures	-1.57%	Sona BLW Precision Forgings	0.28%	Telecom - Services	0.62%
M&M Financial Services	0.48%	Exide Industries	0.23%	Bharti Airtel	0.62%
Shriram Finance	0.44%	Endurance Technologies	0.21%	Financial Technology (Fintech)	0.57%
Power Finance Corporation	0.40%	Leisure Services	1.50%	PB Fintech	0.57%
Mas Financial Services	0.25%	Apeejay Surrendra Park Hotels	0.54%	Non - Ferrous Metals	0.56%
Poonawalla Fincorp	0.24%	Devyani International	0.48%	Hindalco Industries	0.39%
Manappuram Finance	0.24%	Yatra Online	0.48%	Hindalco Industries - Equity Futures	-0.10%
Satin Creditcare Network	0.23%	Ferrous Metals	1.45%	National Aluminium Company	0.26%
Pharmaceuticals & Biotechnology	3.14%	Tata Steel	0.56%	Capital Markets	0.55%
Cipla	0.66%	Jindal Stainless	0.52%	HDFC Asset Management Company	0.25%
Cipla - Equity Futures	-0.16%	Jindal Steel & Power	0.46%	Motilal Oswal Financial Services	0.23%
Abbott India	0.54%	JSW Steel	0.24%	Computer Age Management Services	0.07%
Sun Pharmaceutical Industries	0.50%	Tata Steel - Equity Futures	-0.09%	Diversified FMCG	0.50%
Aurobindo Pharma	0.48%	JSW Steel - Equity Futures	-0.24%	ITC	1.81%
Dr. Reddy's Laboratories	0.48%	Construction	1.45%	Hindustan Unilever	0.07%
GlaxoSmithKline Pharmaceuticals	0.25%	Larsen & Toubro	0.83%	Hindustan Unilever - Equity Futures	-0.08%
Lupin	0.20%	Kalpataru Projects International	0.62%	ITC - Equity Futures	-1.31%
Biocon	0.18%	Cement & Cement Products	1.37%	Consumable Fuels	0.48%
IT - Software	2.91%	Ambuja Cements	0.47%	Coal India	0.48%
Infosys	3.30%	Grasim Industries	0.46%	Textiles & Apparels	0.48%
Infosys - Equity Futures	-1.37%	JK Lakshmi Cement	0.24%	Kewal Kiran Clothing	0.48%
Coforge	0.51%	The Ramco Cements	0.20%	Personal Products	0.45%
Tata Consultancy Services	0.39%	Realty	1.03%	Dabur India	0.45%
Tata Consultancy Services - Equity Futures	-0.40%	Sobha	0.49%	Transport Services	0.39%
Tech Mahindra	0.25%	SignatureGlobal (India)	0.30%	VRL Logistics	0.39%
Tech Mahindra - Equity Futures	-0.26%	Godrej Properties	0.24%	Minerals & Mining	0.37%
Mastek	0.24%	Commercial Services & Supplies	1.00%	MOIL	0.37%
Zensar Technologies	0.24%	Updater Services	0.50%	Aerospace & Defense	0.24%
Consumer Durables	2.75%	Quess Corp	0.50%	Bharat Electronics	0.24%
Metro Brands	0.48%	Industrial Products	0.97%	Diversified	0.23%
Crompton Greaves Consumer Electricals	0.45%	Cummins India	0.26%	3M India	0.23%
Greenply Industries	0.26%	Polycab India	0.24%	International Exchange Traded Funds	11.85%
Amber Enterprises India	0.26%	Supreme Industries	0.24%	iShares V PLC - iShares MSCI ACWI UCITS ETF	11.85%
V-Guard Industries	0.26%	Kirloskar Pneumatic Company	0.13%	Exchange Traded Funds	10.95%
IFB Industries	0.25%	AIA Engineering	0.10%	ICICI Prudential Gold ETF	5.50%
Orient Electric	0.24%	Power	0.97%	ICICI Prudential Silver ETF	5.44%
Greenpanel Industries	0.23%	NTPC	0.95%	Government Bond	9.21%
Whirlpool of India	0.20%	NTPC - Equity Futures	-0.47%	7.3% - 2053 G-Sec	SOV
Voltas	0.11%	Tata Power Company	0.89%	7.18% - 2037 G-Sec	SOV
Automobiles	2.11%	Tata Power Company - Equity Futures	-0.89%	7.18% - 2033 G-Sec	SOV
Maruti Suzuki India	0.91%	Torrent Power	0.26%	Net Cash and Cash Equivalent	2.65%
Maruti Suzuki India - Equity Futures	-0.19%	JSW Energy	0.25%	Grand Total	100.00%