

[Click here to Know more](#)



Bandhan Nifty Smallcap 250 Index Fund

(An open-ended scheme tracking Nifty Smallcap 250 Index)

ABOUT THE FUND

The fund aims to replicate the Nifty Smallcap 250 Index by investing in the underlying securities in the same proportion, subject to tracking error. Nifty Smallcap 250 represents the balance 250 companies (companies ranked 251-500) from Nifty 500.

PORTFOLIO

(29 February 2024)

Name of the Instrument	% to NAV
Equity and Equity related Instruments	99.65%
Finance	8.98%
IDFC	1.02%
IIFL Finance	0.73%
Cholamandalam Financial Holdings	0.68%
Housing & Urban Development Corporation	0.63%
Tata Investment Corporation	0.63%
Manappuram Finance	0.63%
360 One WAM	0.54%
Indiabulls Housing Finance	0.54%
CreditAccess Grameen	0.51%
PNB Housing Finance	0.46%
Aavas Financiers	0.45%
Aptus Value Housing Finance India	0.44%
Five Star Business Finance	0.43%
Can Fin Homes	0.43%
Capri Global Capital	0.39%
JM Financial	0.25%
Home First Finance Company India	0.21%
Capital Markets	8.43%
BSE	2.11%
Multi Commodity Exchange of India	1.26%
Central Depository Services (India)	1.12%
Angel One	0.94%
Computer Age Management Services	0.72%
Indian Energy Exchange	0.71%
Nippon Life India Asset Management	0.55%
KFin Technologies	0.39%
Motilal Oswal Financial Services	0.38%
UTI Asset Management Company	0.24%
Industrial Products	6.57%
KEI Industries	1.18%
Elgi Equipments	0.93%
Ratnamani Metals & Tubes	0.50%
Finolex Cables	0.45%
Welspun Corp	0.44%
Finolex Industries	0.41%
Jindal Saw	0.36%
Usha Martin	0.35%
Graphite India	0.26%
Godawari Power And Ispat	0.25%
KSB	0.25%
RHI Magnesita India	0.23%
Ingersoll Rand (India)	0.19%
HEG	0.18%
BOROSIL RENEWABLES	0.17%

FUND FEATURES:

(Data as on 29th February'24)

Category: Index Fund

Monthly Avg AUM: ₹ 25.20 Crores

Inception Date: 22 December, 2023

Fund Manager: Mr. Nemish Sheth

Benchmark: Nifty Smallcap 250 Index TRI

Minimum Investment Amount:

₹ 1,000/- and in multiples of Re. 1/- thereafter

Exit Load: Nil

SIP Frequency: Monthly/Quarterly

SIP Dates: (Monthly/Quarterly)^{@@}: Investor may choose any day of the month except 29th, 30th and 31st as the date of installment.

Options Available: Growth, IDCW[@] - (Payout, Reinvestment and Sweep (from Equity Schemes to Debt Schemes only)).

SIP (Minimum Amount): ₹ 100/- and in multiples of Re. 1 thereafter

[@]Income Distribution cum capital withdrawal

Portfolio Beta, Standard Deviation, R Squared, Sharpe Ratio and Tracking Error of the Scheme is not computed owing to the short time frame (<3years) since launch of the Scheme

[Click here to Know more](#)



PORTFOLIO (29 February 2024)	
Name of the Instrument	% to NAV
EPL	0.16%
Prince Pipes And Fittings	0.16%
Polyplex Corporation	0.09%
Pharmaceuticals & Biotechnology	6.01%
Glenmark Pharmaceuticals	0.91%
JB Chemicals & Pharmaceuticals	0.73%
Natco Pharma	0.60%
Piramal Pharma	0.53%
Sanofi India	0.51%
Suven Pharmaceuticals	0.42%
Granules India	0.42%
Alembic Pharmaceuticals	0.37%
Jubilant Pharmova	0.29%
Procter & Gamble Health	0.27%
Eris Lifesciences	0.26%
Sun Pharma Advanced Research Company	0.17%
Concord Biotech	0.17%
FDC	0.14%
Glenmark Life Sciences	0.12%
Aarti Drugs	0.11%
Electrical Equipment	5.12%
Suzlon Energy	3.08%
Apar Industries	0.69%
KEC International	0.58%
Hitachi Energy India	0.42%
Triveni Turbine	0.35%
Construction	4.97%
NCC	0.80%
Kalpataru Projects International	0.61%
NBCC (India)	0.61%
IRB Infrastructure Developers	0.60%
IRCON International	0.50%
Sterling And Wilson Renewable Energy	0.42%
Engineers India	0.38%
RITES	0.35%
PNC Infratech	0.32%
KNR Constructions	0.24%
G R Infraprojects	0.15%
Banks	4.80%
RBL Bank	1.02%
Karur Vysya Bank	0.94%
Equitas Small Finance Bank	0.73%
City Union Bank	0.64%
Indian Overseas Bank	0.32%
IDBI Bank	0.31%
Central Bank of India	0.25%
UCO Bank	0.22%
CSB Bank	0.19%
Ujjivan Small Finance Bank	0.18%
Consumer Durables	4.65%
Blue Star	1.08%
Kalyan Jewellers India	0.59%
Amber Enterprises India	0.44%
V-Guard Industries	0.37%
Cera Sanitaryware	0.29%
Century Plyboards (India)	0.28%
Safari Industries (India)	0.26%
Sheela Foam	0.26%
VIP Industries	0.24%
TTK Prestige	0.20%
Orient Electric	0.16%
Vaibhav Global	0.15%
Campus Activewear	0.13%
Symphony	0.09%

PORTFOLIO (29 February 2024)	
Name of the Instrument	% to NAV
Indigo Paints	0.09%
IT - Software	4.47%
Sonata Software	1.03%
Birlasoft	0.83%
Intellect Design Arena	0.65%
Tanla Platforms	0.46%
Zensar Technologies	0.41%
Happiest Minds Technologies	0.38%
Mastek	0.32%
Latent View Analytics	0.24%
C.E. Info Systems	0.15%
Auto Components	3.99%
Exide Industries	0.95%
Amara Raja Energy & Mobility	0.68%
CEAT	0.40%
Asahi India Glass	0.39%
CIE Automotive India	0.35%
Craftsman Automation	0.26%
JBM Auto	0.25%
Minda Corporation	0.22%
Suprajit Engineering	0.21%
Jamna Auto Industries	0.15%
Varroc Engineering	0.12%
Chemicals & Petrochemicals	3.46%
Gujarat Narmada Valley Fertilizers and Chemicals	0.35%
PCBL	0.33%
Archean Chemical Industries	0.25%
Rain Industries	0.24%
Jubilant Ingrevia	0.23%
Deepak Fertilizers and Petrochemicals Corporation	0.22%
Chemplast Sanmar	0.22%
Fine Organic Industries	0.22%
Clean Science and Technology	0.21%
Alkyl Amines Chemicals	0.19%
Galaxy Surfactants	0.17%
Balaji Amines	0.15%
Anupam Rasayan India	0.14%
Aether Industries	0.14%
Laxmi Organic Industries	0.12%
Epigral	0.09%
Gujarat Alkalies and Chemicals	0.09%
Rossari Biotech	0.09%
Healthcare Services	3.39%
Global Health	0.80%
Krishna Institute of Medical Sciences	0.73%
Narayana Hrudayalaya	0.60%
Rainbow Childrens Medicare	0.44%
Aster DM Healthcare	0.36%
Metropolis Healthcare	0.27%
Vijaya Diagnostic Centre	0.20%
Leisure Services	3.07%
EIH	0.57%
Lemon Tree Hotels	0.44%
Sapphire Foods India	0.36%
Westlife Foodworld	0.33%
Chalet Hotels	0.31%
BLS International Services	0.28%
Restaurant Brands Asia	0.25%
Easy Trip Planners	0.19%
Mahindra Holidays & Resorts India	0.18%
Delta Corp	0.16%
Industrial Manufacturing	2.48%
Lakshmi Machine Works	0.59%
Kaynes Technology India	0.52%

[Click here to Know more](#)



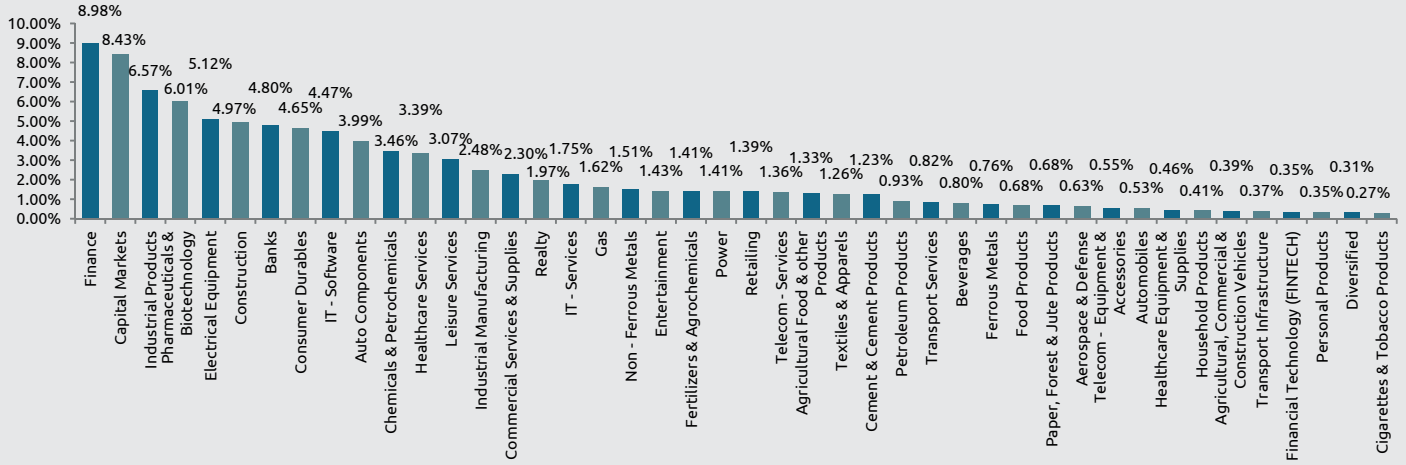
PORTFOLIO (29 February 2024)	
Name of the Instrument	% to NAV
Cochin Shipyard	0.41%
Praj Industries	0.41%
GMM Pfaudler	0.29%
Syrma SGS Technology	0.20%
HLE Glascoat	0.07%
Commercial Services & Supplies	2.30%
Redington	0.81%
Firstsource Solutions	0.42%
eClerx Services	0.37%
TeamLease Services	0.23%
Quess Corp	0.22%
RattanIndia Enterprises	0.19%
MMTC	0.08%
Realty	1.97%
Brigade Enterprises	0.82%
Sobha	0.37%
Swan Energy	0.35%
Mahindra Lifespace Developers	0.28%
Sunteck Realty	0.15%
IT - Services	1.75%
Cyient	1.12%
Affle (India)	0.44%
Brightcom Group	0.19%
Gas	1.62%
Gujarat State Petronet	0.70%
Mahanagar Gas	0.55%
Aegis Logistics	0.37%
Non - Ferrous Metals	1.51%
National Aluminium Company	0.92%
Hindustan Copper	0.58%
Entertainment	1.43%
PVR INOX	0.63%
TV18 Broadcast	0.27%
Saregama India	0.20%
Network18 Media & Investments	0.18%
Nazara Technologies	0.15%
Fertilizers & Agrochemicals	1.41%
EID Parry India	0.40%
Chambal Fertilizers & Chemicals	0.37%
Gujarat State Fertilizers & Chemicals	0.32%
Rallis India	0.14%
Rashtriya Chemicals and Fertilizers	0.13%
Sharda Cropchem	0.05%
Power	1.41%
SJVN	0.56%
CESC	0.52%
NLC India	0.33%
Retailing	1.39%
Indiamart InterMesh	0.52%
MedPlus Health Services	0.22%
Go Fashion (India)	0.19%
Shoppers Stop	0.18%
V-Mart Retail	0.14%
Just Dial	0.13%
Telecom - Services	1.36%
HFCL	0.63%
Tata Teleservices (Maharashtra)	0.29%
Route Mobile	0.28%
Sterlite Technologies	0.16%
Agricultural Food & other Products	1.33%
CCL Products (India)	0.29%
Balrampur Chini Mills	0.28%
Shree Renuka Sugars	0.24%

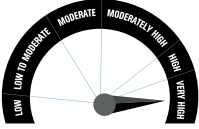
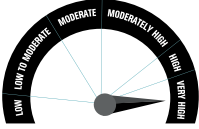
PORTFOLIO (29 February 2024)	
Name of the Instrument	% to NAV
Triveni Engineering & Industries	0.19%
Gujarat Ambuja Exports	0.18%
KRBL	0.15%
Textiles & Apparels	1.26%
Raymond	0.40%
Vardhman Textiles	0.29%
Welspun Living	0.28%
Alok Industries	0.24%
Lux Industries	0.06%
Cement & Cement Products	1.23%
JK Lakshmi Cement	0.38%
Birla Corporation	0.31%
Nuvoco Vistas Corporation	0.22%
The India Cements	0.19%
Prism Johnson	0.14%
Petroleum Products	0.93%
Castrol India	0.67%
Mangalore Refinery and Petrochemicals	0.26%
Transport Services	0.82%
The Great Eastern Shipping Company	0.65%
Allcargo Logistics	0.17%
Beverages	0.80%
Radico Khaitan	0.80%
Ferrous Metals	0.76%
NMDC Steel	0.46%
Shyam Metalics and Energy	0.30%
Food Products	0.68%
BIKAJI FOODS INTERNATIONAL	0.21%
Bombay Burmah Trading Corporation	0.20%
Avanti Feeds	0.13%
Zydus Wellness	0.13%
Paper, Forest & Jute Products	0.68%
Century Textiles & Industries	0.49%
JK Paper	0.19%
Aerospace & Defense	0.63%
Data Patterns (India)	0.39%
MTAR Technologies	0.24%
Telecom - Equipment & Accessories	0.55%
Tejas Networks	0.36%
ITI	0.19%
Automobiles	0.53%
Olectra Greentech	0.53%
Healthcare Equipment & Supplies	0.46%
Poly Medicure	0.46%
Household Products	0.41%
Jyothy Labs	0.41%
Agricultural, Commercial & Construction Vehicles	0.39%
BEML	0.39%
Transport Infrastructure	0.37%
Gujarat Pipavav Port	0.37%
Financial Technology (FINTECH)	0.35%
Infibeam Avenues	0.35%
Personal Products	0.35%
Gillette India	0.35%
Diversified	0.31%
DCM Shriram	0.31%
Cigarettes & Tobacco Products	0.27%
Godfrey Phillips India	0.27%
Net Cash and Cash Equivalent	0.35%
Grand Total	100.00%

[Click here to Know more](#)



INDUSTRY ALLOCATION



Scheme risk-o-meter	This product is suitable for investors who are seeking*	Benchmark risk-o-meter
 <p>Investors understand that their principal will be at Very High risk</p>	<ul style="list-style-type: none"> To create wealth over long term. Investment in equity and equity related instruments belonging to Nifty Smallcap 250 Index. <p>*Investors should consult their financial advisers if in doubt about whether the product is suitable for them.</p>	 <p>Nifty Smallcap 250 Index TRI</p>

MUTUAL FUND INVESTMENTS ARE SUBJECT TO MARKET RISKS, READ ALL SCHEME RELATED DOCUMENTS CAREFULLY.